


X-ray U-shape Line-scan Camera Series

XU8800 Series

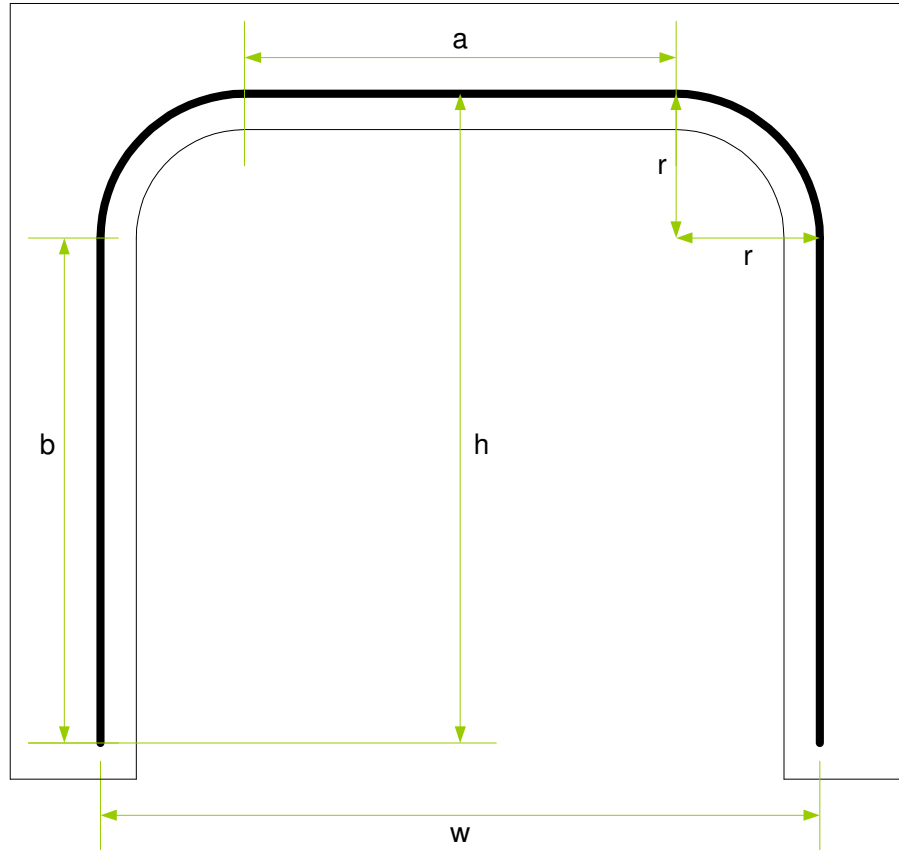
The X-Scan Imaging XU8800 series of x-ray U-shape line-scan cameras offer high performance for x-ray scanning applications using panoramic x-ray sources. The U-shape camera is ideal for tire inspection applications. At the heart of a XU8800 camera are X-Scan Imaging's CMOS silicon imaging detector array chips providing wide dynamic range and solid-state reliability. A wide selection of scintillation material converts x-rays into visible light for detection by the imaging array and optimizes both sensitivity and resolution. The close proximity of the analog-to-digital converters (ADC) to the detector chips minimizes interference noise. A collection of hardware for interfacing to computers and software including drivers and an intuitive application programming interface (API) with sample code expedites development of x-ray scanning systems.

Key Features

- U-shape optimized for tire inspection
- Rounded corners for reduced corner distortions
- Integrated X-Scan proprietary detectors
 - Standard energy range of 40–160 KV
 - High energy versions available
 - Wide selection of resolutions
 - From 0.05 to 1.6 mm
 - Software selectable resolution
 - Low noise
 - Wide dynamic range
 - High x-ray sensitivity
 - High MTF
- 16-bit analog-to-digital conversion
- Scan rates over 2000 lines/second
- Variable scan speeds with position synchronization
- Software development kit: device drivers, libraries, standard API
- X-ray inspection software with standard features
- Compact & rugged housing with minimal cabling
- Modular design for expeditious customization of length and shape



Models



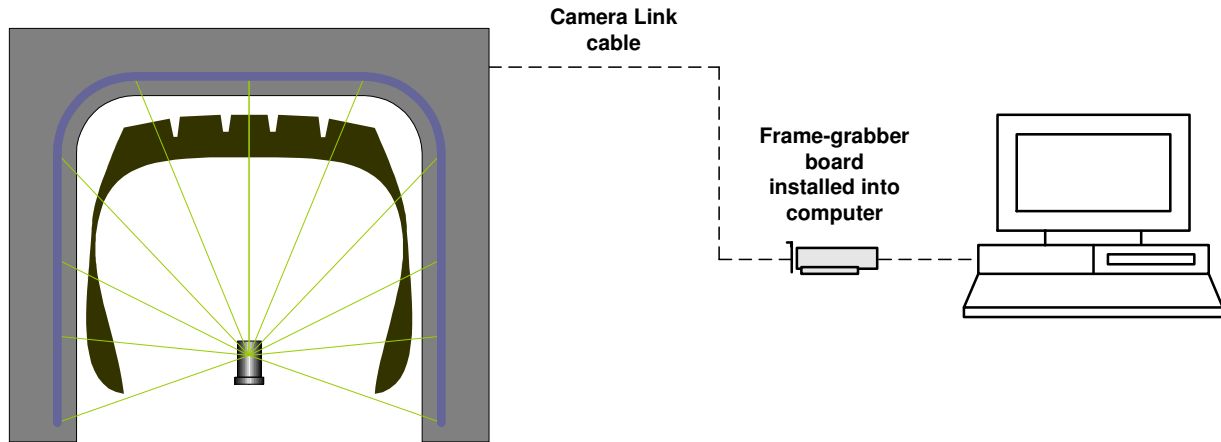
Model	Resolution (mm)	Dimensions (mm)					Total Detector Length (mm)	Minimum Line Period (ms)	Maximum Scan Velocity (m/min)
		a	b	r*	w	h			
XU8804-18-16-1×4	0.4	463	411	73	608	484	1491	0.86	28
	0.8							0.44	109
XU8804-12-18-3×4	0.4	308	463	207	772	670	1850	1.1	22
	0.8							0.54	89
XU8804-18-24-3×4	0.4	463	617	207	877	824	2313	1.1	22
	0.8							0.54	89
XU8804-36-30-3×6	0.4	925	771	311	1546	1082	3392	1.3	18
	0.8							0.65	74
XU8804-68-50-1×6	0.4	1748	1285	109	1966	1394	4626	1.8	13
	0.8							0.87	55

Note: Other geometries available upon request.

* Rounded corners approximated by one to three straight segments.

Setup

The XU8800 series camera system includes a camera body, a software development kit, inspection software, power adapter and cabling. The frame-grabber to be installed in the computer is provided optionally. In a typical tire inspection application, the treads and sidewalls of a rotating tire intersect the x-rays radiating from the x-ray source and directed to the camera body.



Information furnished by X-Scan Imaging is believed to be accurate and reliable. However, no responsibility is assumed by X-Scan Imaging Corporation for its use. Users are responsible for their products and applications using X-Scan Imaging components. To minimize the risks associated with users' products and applications, users should provide adequate design and operating safeguards. No responsibility is assumed by X-Scan Imaging Corporation for any infringements of patents or other rights of third parties that may result from the use of the information. No license is granted by implication or otherwise under any patent or patent rights of X-Scan Imaging Corporation.

Camera Link® is a registered trademark of the Automated Imaging Association, Ann Arbor, Mich.

70 Bonaventura Dr., San Jose, CA 95134, U.S.A.
Tel: +1 408 432 9888
Fax: +1 408 432 9889
www.x-scanimaging.com